

PLUMBING

S-Stems

Plumbing DIY Replacement



FAUCET



lapno :



AB1953



NSF61E

UPC

C

®

HOLINKING HARDWARE
www.holinking.com



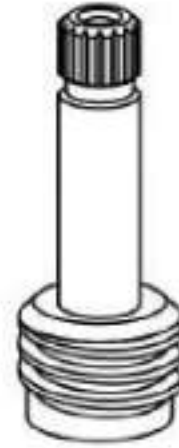
| | | |
|--|--|---|
| <p>W30101</p>  <p>22 PT.</p>  <p>AM.STANDARD 1-55/64" HOT</p> | <p>W30105</p>  <p>AM.STANDARD 17/32"</p> | <p>W30109</p>  <p>16 PT.</p>  <p>AM.STANDARD 1-23/32" COLD</p> |
| <p>W30102</p>  <p>22 PT.</p>  <p>AM.STANDARD 1-55/64" COLD</p> | <p>W30106</p>  <p>16 PT.</p>  <p>AM.STANDARD 1-3/4" HOT WITH N.P (2)</p> | <p>W30110</p>  <p>17 PT.</p>  <p>AM.BRASS 1-5/8" HOT/COLD</p> |
| <p>W30103</p>  <p>22 PT.</p>  <p>AM.STANDARD 1-27/32" HOT</p> | <p>W30107</p>  <p>16 PT.</p>  <p>AM.STANDARD 1-3/4" COLD WITH N.P (2)</p> | <p>W30111</p>  <p>AM.STANDARD 1-15/32" HOT</p> |
| <p>W30104</p>  <p>22 PT.</p>  <p>AM.STANDARD 1-27/32" COLD</p> | <p>W30108</p>  <p>16 PT.</p>  <p>AM.STANDARD 1-23/32" HOT</p> | <p>W30112</p>  <p>AM.STANDARD 1-15/32" COLD</p> |

W30115



AM.STANDARD 1-31/64"
HOT

W30119

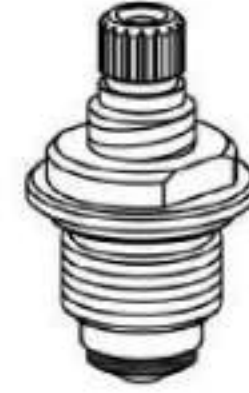


AM.STANDARD 2-3/32"
HOT



16 PT.

W30123



AM.BRASS 1-47/64"
HOT



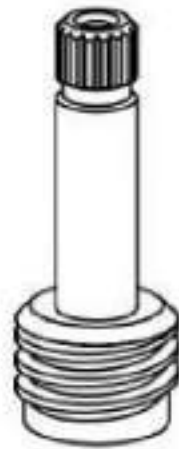
17 PT.

W30116



AM.STANDARD 1-31/64"
COLD

W30120



AM.STANDARD 2-3/32"
COLD



16 PT.

W30124



AM.BRASS 1-47/64"
COLD



17 PT.

W30117

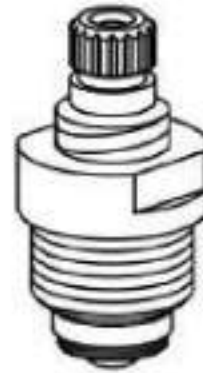


AM.STANDARD 1-47/64"
HOT



16 PT.

W30121



AM.BRASS 1-5/8"
HOT



17 PT.

W30125



AM.BRASS 1-47/64"
HOT



17 PT.

W30118



AM.STANDARD 1-47/64"
COLD



16 PT.

W30122



AM.BRASS 1-5/8"
COLD



17 PT.

























W30126


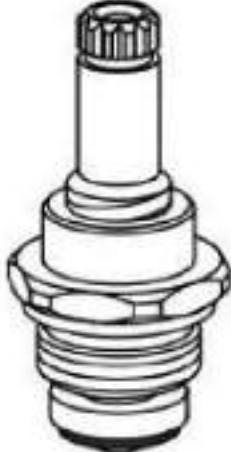












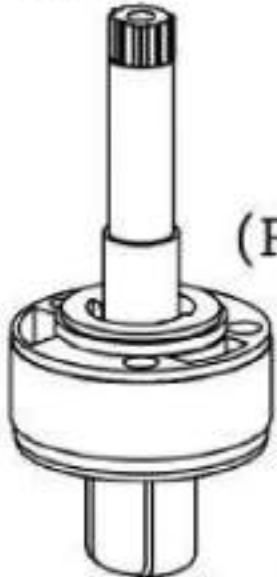
AM.BRASS 1-47/64"
COLD



17 PT.

| | | |
|---|--|--|
| <p>W30130</p>  <p>17 PT.</p>  <p>AM. BRASS 1-9/32" HOT/COLD</p> | <p>W30135</p>  <p>16 PT.</p>  <p>AM. STANDARD 1-13/16" COLD WITH N.P</p> | <p>W30139</p>  <p>16 PT.</p>  <p>AM. STANDARD 2-1/4" HOT</p> |
| <p>W30132</p>  <p>16 PT.</p>  <p>AM. STANDARD 1-11/16" HOT</p> | <p>W30136</p>  <p>22 PT.</p>  <p>AM. STANDARD 2-3/8" HOT WITH C.P</p> | <p>W30140</p>  <p>16 PT.</p>  <p>AM. STANDARD 2-1/4" COLD</p> |
| <p>W30133</p>  <p>16 PT.</p>  <p>AM. STANDARD 1-11/16" COLD</p> | <p>W30137</p>  <p>22 PT.</p>  <p>AM. STANDARD 2-3/8" COLD WITH C.P</p> | <p>W30141</p>  <p>16 PT.</p>  <p>AM. STANDARD 2-11/16" HOT WITH N.P</p> |
| <p>W30134</p>  <p>16 PT.</p>  <p>AM. STANDARD 1-13/16" HOT WITH N.P</p> | <p>W30138</p>  <p>22 PT.</p>  <p>AM. STANDARD 3-1/8" HOT/COLD</p> | <p>W30142</p>  <p>16 PT.</p>  <p>AM. STANDARD 2-11/16" COLD WITH N.P</p> |

| | | |
|---|--|--|
| <p>W30143</p>  <p>AM. STANDARD 2" HOT WITH N.P</p> | <p>W30150</p>  <p>ARROWHEAD BRASS 2" HOT WITH N.P (2)</p> | <p>W30187</p>  <p>AM. STANDARD 2-1/2" HOT WITH C.P (1)</p> |
| <p>W30144</p>  <p>AM. STANDARD 2" COLD WITH N.P</p> | <p>W30151</p>  <p>ARROWHEAD BRASS 2" COLD WITH N.P (2)</p> | <p>W30188</p>  <p>AM. STANDARD 2-1/2" COLD WITH C.P (1)</p> |
| <p>W30146</p>  <p>ARROWHEAD 1-1/2" HOT WITH N.P (2)</p> | <p>W30152</p>  <p>AM. STANDARD 2-17/64" HOT WITH C.P</p> | <p>W30211</p>  <p>BARNES WESTERN 1-5/8" HOT WITH N.P (2)</p> |
| <p>W30147</p>  <p>ARROWHEAD 1-1/2" COLD WITH N.P (2)</p> | <p>W30153</p>  <p>AM. STANDARD 2-17/64" COLD WITH C.P</p> | <p>W30212</p>  <p>BARNES WESTERN 1-5/8" COLD WITH N.P (2)</p> |

| | | |
|--|--|--|
| <p>W30213</p>  <p>(PLASTIC)</p> <p>BRADLEY 3-11/32" DIVERTER</p> | <p>W30219</p>  <p>BRIGGS 1-7/8" HOT/COLD</p> | <p>W30245</p>  <p>BRIGGS 1-21/32" HOT</p> |
| <p>W30214</p>  <p>(PLASTIC)</p> <p>PEERLESS 1-51/64" HOT/COLD</p> | <p>W30220</p>  <p>BRIGGS 2-3/8" HOT/COLD WITH N.P</p> | <p>W30246</p>  <p>BRIGGS 1-21/32" COLD</p> |
| <p>W30217</p>  <p>BURLINGTON BRASS 1-3/8" HOT WITH N.P (2)</p> | <p>W30241</p>  <p>BURLINGTON BRASS 1-7/8" HOT</p> | <p>W30248</p>  <p>BRIGGS 1-5/8" HOT WITH N.P (2)</p> |
| <p>W30218</p>  <p>BURLINGTON BRASS 1-3/8" COLD WITH N.P (2)</p> | <p>W30242</p>  <p>BURLINGTON BRASS 1-7/8" COLD</p> | <p>W30249</p>  <p>BRIGGS 1-5/8" COLD WITH N.P (2)</p> |

W30282  16 PT.



BARNES WESTERN 2-15/32"
HOT
WITH N.P (1)

W30301  12 PT.



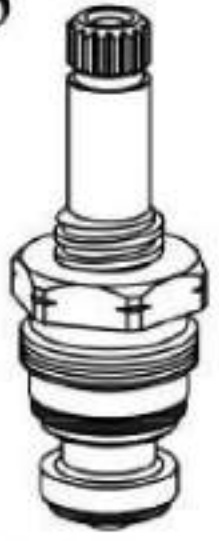
CRANE 2-7/8"
HOT

W30305  12 PT.



CRANE 1-9/16"
HOT
WITH N.P (2)

W30283  16 PT.



BARNES WESTERN 2-15/32"
COLD
WITH N.P (1)

W30302  12 PT.



CRANE 2-7/8"
COLD

W30306  12 PT.



CRANE 1-9/16"
COLD
WITH N.P (2)

W30284  12 PT.



(PLASTIC)

BRADLEY 1-11/16"
HOT

W30303  12 PT.




CRANE 2-9/16"
HOT

W30307  12 PT.



CRANE 2-1/2"
HOT
WITH C.P (1)

W30285  12 PT.



(PLASTIC)

BRADLEY 1-11/16"
COLD

W30304  12 PT.


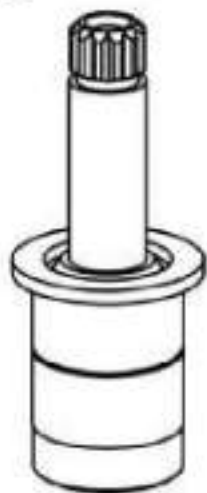







CRANE 2-9/16"
COLD

W30308  12 PT.



CRANE 2-1/2"
COLD
WITH C.P (1)

| | | |
|---|--|--|
| <p>W30310</p>  <p>CRANE 2-17/64" HOT WITH N.P (1)</p> | <p>W30314</p>  <p>CRANE 2-3/8" HOT</p> | <p>W30318</p>  <p>CRANE 1-47/64" HOT/COLD</p> |
| <p>W30311</p>  <p>CRANE 2-17/64" COLD WITH N.P (1)</p> | <p>W30315</p>  <p>CRANE 2-3/8" COLD</p> | <p>W30320</p>  <p>CHICAGO 2-23/32" HOT WITH C.P (1)</p> |
| <p>W30312</p>  <p>CRANE 2-3/8" HOT</p> | <p>W30316</p>  <p>CRANE 1-7/16" HOT WITH C.P (2)</p> | <p>W30321</p>  <p>CHICAGO 2-23/32" COLD WITH C.P (1)</p> |
| <p>W30313</p>  <p>CRANE 2-3/8" COLD</p> | <p>W30317</p>  <p>CRANE 1-7/16" COLD WITH C.P (2)</p> | <p>W30322</p>  <p>CHICAGO HOT WITH C.P (1)</p> |

W30323

CHICAGO
COLD
WITH C.P(1)

W30362

C2 2"
COLD
WITH C.P

12 PT.

W30365

CUTHBERT & BELANGER 2"
COLD

16 PT.

W30341

CRANE 2-7/8"
HOT

12 PT.

W30363

C3 2"
HOT
WITH C.P

16 PT.

W30366

CUTHBERT 2-19/64"
HOT/COLD

12 PT.

W30342

CRANE 2-7/8"
COLD

12 PT.

W30363C

C3 2"
COLD
WITH C.P

16 PT.

W30367

CUTHBERT 2-19/64"
HOT/COLD

12 PT.

W30361

C2 2"
HOT
WITH C.P

12 PT.

W30364




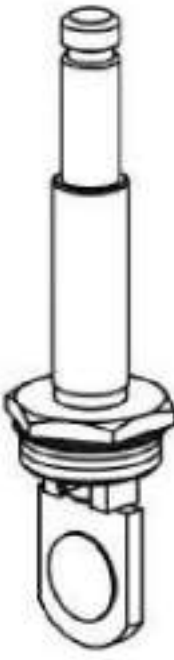




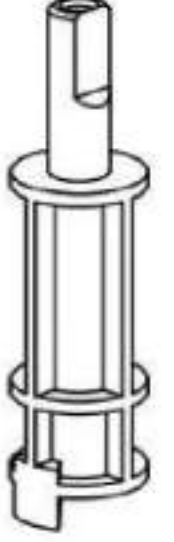
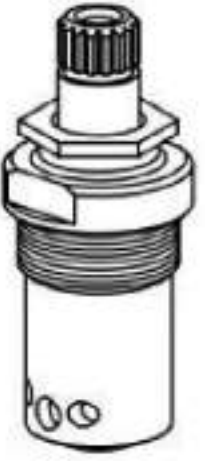

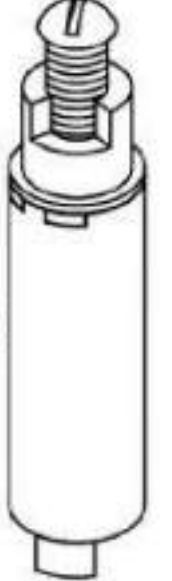
CUTHBERT & BELANGER 2"
HOT








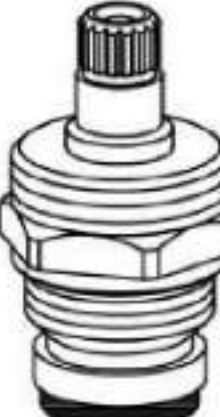




16 PT.







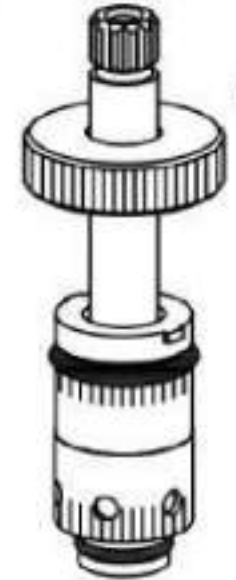

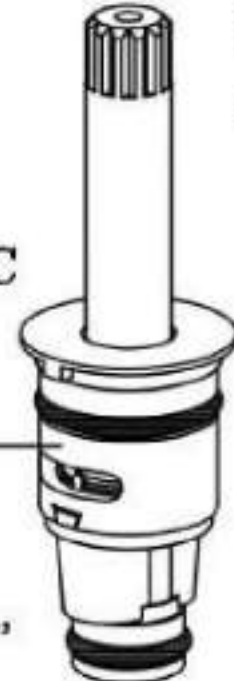



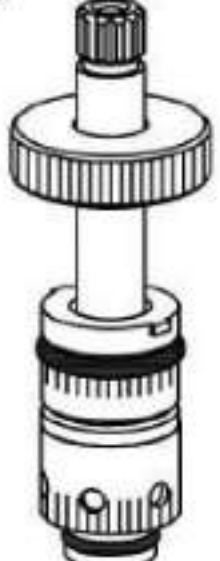





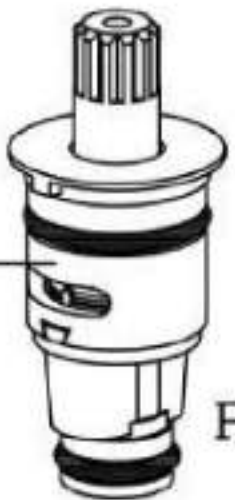




W30368

CENTRAL BRASS 1-39/64"
HOT

16 PT.

| | | |
|---|--|--|
| <p>W30369</p>  <p>16 PT.</p>  <p>CENTRAL BRASS 1-39/64" COLD</p> | <p>W30373</p>  <p>16 PT.</p>  <p>CENTRAL 2" COLD</p> | <p>W30424</p>  <p>PLASTIC STAINLESS</p> <p>DELTA 1-7/8" HOT/COLD</p> |
| <p>W30370</p>  <p>16 PT.</p>  <p>CENTRAL BRASS 1-21/32" HOT</p> | <p>W30420</p>  <p>DELTA 3-25/32" WITH C.P (1.2) DIVERTER</p> | <p>W30425</p>  <p>DELTA 3-1/8" DIVERTER</p> |
| <p>W30371</p>  <p>16 PT.</p>  <p>CENTRAL BRASS 1-21/32" COLD</p> | <p>W30422</p>  <p>PLASTIC</p> <p>DELTA 1-7/8" HOT/COLD</p> | <p>W30426</p>  <p>DELTA 3" EXTENSION</p> |
| <p>W30372</p>  <p>16 PT.</p>  <p>CENTRAL 2" HOT</p> | <p>W30423</p>  <p>BRASS PLASTIC STAINLESS</p> <p>DELTA 1-7/8" HOT/COLD</p> | <p>W30427</p>  <p>PLASTIC</p> <p>DELTA</p> |

| | | |
|---|---|---|
| <p>W30504</p>  <p>EMCO 1-25/32" HOT/COLD</p> | <p>W30508</p>  <p>EMCO 1-3/4" HOT/COLD</p> | <p>W30515</p>  <p>ELJER 1-3/8" HOT WITH N.P (2)</p> |
| <p>W30505</p>  <p>EMCO 1-25/32" HOT/COLD</p> | <p>W30510</p>  <p>EMCO 1-7/8" HOT</p> | <p>W30516</p>  <p>ELJER 1-3/8" COLD WITH N.P (2)</p> |
| <p>W30506</p>  <p>EMCO 1-3/4" HOT/COLD</p> | <p>W30510C</p>  <p>EMCO 1-7/8" COLD</p> | <p>W30517</p>  <p>ELJER 1-13/32" HOT/COLD</p> |
| <p>W30507</p>  <p>EMCO 1-7/8" HOT/COLD</p> | <p>W30511</p>  <p>EMCO 2-15/16" HOT/COLD</p> | <p>W30560</p>  <p>ELKAY BRADLEY 2-3/8" HOT</p> |

| | | |
|--|--|--|
| <p>W30561</p>  <p>12 PT.</p>  <p>ELKAY BRADLEY 2-3/8" COLD</p> | <p>W30565</p>  <p>12 PT.</p>  <p>PLASTIC</p> <p>ELKAY 2-7/32" COLD</p> | <p>W30582</p>  <p>16 PT.</p>  <p>ELJER 2" COLD</p> |
| <p>W30562</p>  <p>12 PT.</p>  <p>ELKAY BRADLEY 3-15/16" HOT</p> | <p>W30566</p>  <p>12 PT.</p> <p>PLASTIC</p> <p>RED</p>  <p>ELKAY 3-1/8" HOT</p> | <p>W30585</p>  <p>16 PT.</p>  <p>ELJER 2-5/16" HOT</p> |
| <p>W30563</p>  <p>12 PT.</p>  <p>ELKAY BRADLEY 3-15/16" COLD</p> | <p>W30567</p>  <p>12 PT.</p> <p>PLASTIC</p>  <p>ELKAY 3-1/8" COLD</p> | <p>W30587</p>  <p>16 PT.</p>  <p>ELJER 2-5/16" COLD</p> |
| <p>W30564</p>  <p>12 PT.</p> <p>RED</p> <p>PLASTIC</p>  <p>ELKAY 2-7/32" HOT</p> | <p>W30581</p>  <p>16 PT.</p>  <p>ELJER 2" HOT</p> | <p>W30588</p>  <p>16 PT.</p>  <p>ELJER 2-7/16" HOT WITH C.P. (1)</p> |

W30589  16 PT.



ELJER 2-7/16"
COLD
WITH C.P (1)

W30594  16 PT.



ELJER 2-11/16"
COLD
WITH C.P (1)

W30598  16 PT.



ELJER 3-11/32"
COLD
WITH C.P (1)

W30591  16 PT.



ELJER 2-7/16"
HOT

W30595  16 PT.



ELJER 2-5/16"
HOT
WITH C.P (1)

W30601  16 PT.



PLASTIC

FEDERAL HUBER 1-19/32"
HOT

W30592  12 PT.



ELJER 2-7/16"
COLD

W30596  16 PT.



ELJER 2-5/16"
COLD
WITH C.P (1)

W30602  16 PT.



PLASTIC

FEDERAL HUBER 1-19/32"
COLD

W30593  16 PT.




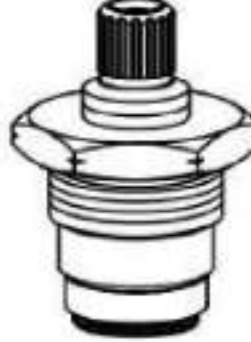

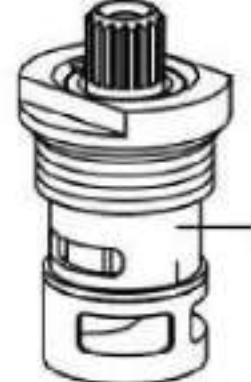

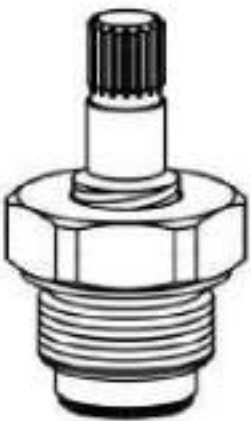









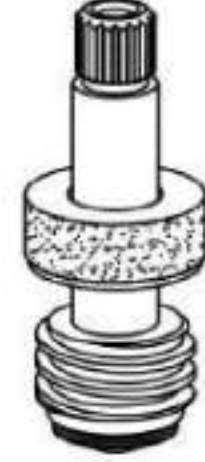

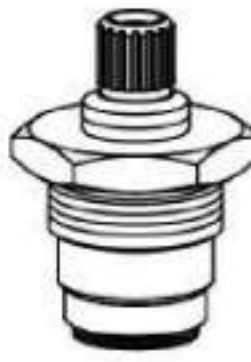

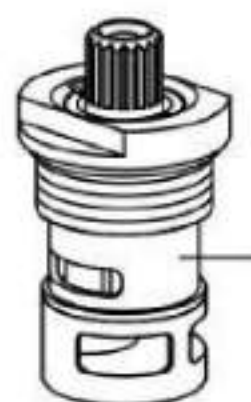


ELJER 2-11/16"
HOT
WITH C.P (1)

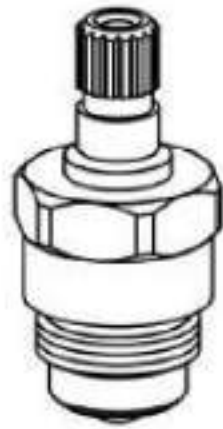
W30597  16 PT.



ELJER 3-11/32"
HOT
WITH C.P (1)

| | | |
|---|--|--|
| <p>W30707</p>  <p>20 PT.</p>  <p>GROHE 2-1/16" HOT/COLD</p> | <p>W30723</p>  <p>16 PT.</p>  <p>GERBER 1-5/8" COLD</p> | <p>W30727</p>  <p>16 PT.</p>  <p>PLASTIC</p> <p>GERBER 1-23/32" COLD WITH C.P (2)</p> |
| <p>W30720</p>  <p>16 PT.</p>  <p>GERBER 1-29/32" HOT WITH N.P (2)</p> | <p>W30724</p>  <p>16 PT.</p>  <p>GERBER 1-5/8" HOT</p> | <p>W30730</p>  <p>16 PT.</p>  <p>GAUT 2-3/32" HOT</p> |
| <p>W30721</p>  <p>16 PT.</p>  <p>GERBER 1-29/32" COLD WITH N.P (2)</p> | <p>W30725</p>  <p>16 PT.</p>  <p>GERBER 1-5/8" COLD</p> | <p>W30731</p>  <p>16 PT.</p>  <p>GAUT 2-3/32" COLD</p> |
| <p>W30722</p>  <p>16 PT.</p>  <p>GERBER 1-5/8" HOT</p> | <p>W30726</p>  <p>16 PT.</p>  <p>PLASTIC</p> <p>GERBER 1-23/32" HOT WITH C.P (2)</p> | |

W30732



GALT 1-13/16"
HOT

W30831



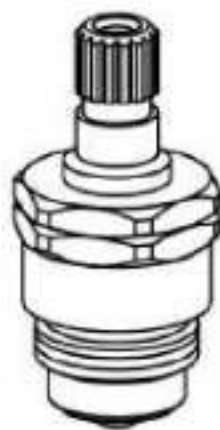
HARCRAFT 1-5/8"
HOT/COLD

W30901



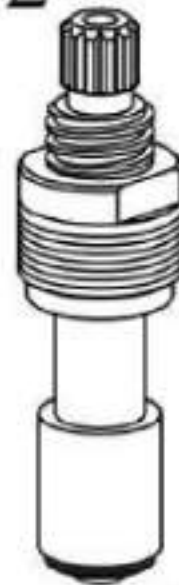
INDIANA 1-1/2"
HOT
WITH N.P (2)

W30733



GALT 1-13/16"
COLD

W30832



HARCRAFT 2-23/32"
HOT/COLD

W30902



INDIANA 1-1/2"
COLD
WITH N.P (2)

W30734



MUELLER 2-9/16"
HOT

W30833



HARCRAFT 1-5/8"
HOT

W30903



INDIANA 1-1/2"
HOT
WITH C.P (2)

W30735



MUELLER 2-9/16"
COLD

W30834


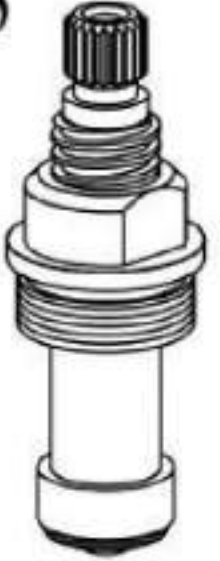





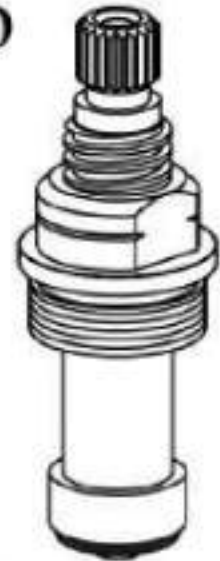



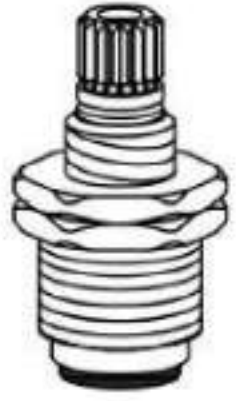














HARCRAFT 1-5/8"
COLD

W30904




INDIANA 1-1/2"
COLD
WITH C.P (2)

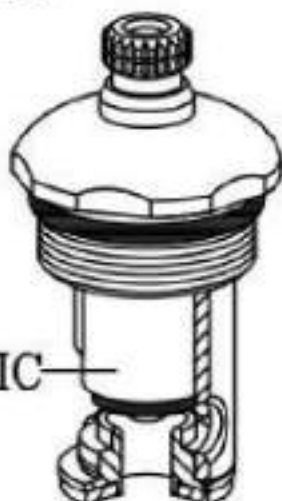
| | | |
|---|--|---|
| <p>W30905  18 PT.</p>  <p>INDIANA BRASS 2-9/16" HOT WITH N.P (2)</p> | <p>W30929  17 PT.</p>  <p>IMPORT 1-11/16" HOT</p> | <p>W31011  17 PT.</p>  <p>JAMECO 1-27/32" HOT</p> |
| <p>W30906  18 PT.</p>  <p>INDIANA BRASS 2-9/16" COLD WITH N.P (2)</p> | <p>W30930  17 PT.</p>  <p>IMPORT 1-11/16" COLD</p> | <p>W31012  17 PT.</p>  <p>JAMECO 1-27/32" COLD</p> |
| <p>W30907  17 PT.</p>  <p>PLASTIC (WHITE)</p> <p>INDIANA BRASS 2" HOT</p> | <p>W30931  12 PT.</p>  <p>IMPORT 1-7/8" HOT</p> | <p>W31101  20 PT.</p>  <p>KOHLER 2-3/32" HOT WITH N.P</p> |
| <p>W30908  17 PT.</p>  <p>PLASTIC (BLACK)</p> <p>INDIANA BRASS 2" COLD</p> | <p>W30932  12 PT.</p>  <p>IMPORT 1-7/8" COLD</p> | <p>W31102  20 PT.</p>  <p>KOHLER 2-3/32" COLD WITH N.P</p> |

W31111  19 PT.



KOHLER 2-1/4"
HOT
WITH C.P

W31115  19 PT.



PLASTIC
(RED)


KOHLER 2-5/32"
HOT
WITH C.P


W31122  19 PT.



PLASTIC
(RED)

KOHLER 2-5/32"
HOT
WITH C.P

W31112  19 PT.




KOHLER 2-1/4"
COLD
WITH C.P

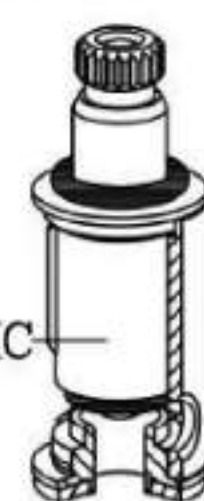
W31116  19 PT.



PLASTIC

KOHLER 2-5/32"
COLD
WITH C.P

W31123  19 PT.



PLASTIC

KOHLER 2-5/32"
COLD
WITH C.P

W31113  19 PT.





KOHLER 3-1/2"
COLD
WITH C.P

W31120



KOHLER 1-7/16"
HOT

W31124  19 PT.



BRASS

KOHLER 2-1/2"
HOT
WITH C.P (1)

W31114  19 PT.





KOHLER 3-1/2"
HOT
WITH C.P

W31121



KOHLER 1-7/16"
COLD

W31125  19 PT.



BRASS

KOHLER 2-1/2"
COLD
WITH C.P (1)

W31126



KOHLER 1-3/8"
HOT/COLD


W31130



16 PT.

KOHLER 2-15/16"
COLD
WITH N.P (2)

W31135



19 PT.

PLASTIC

KOHLER 2-1/2"
COLD
WITH C.P

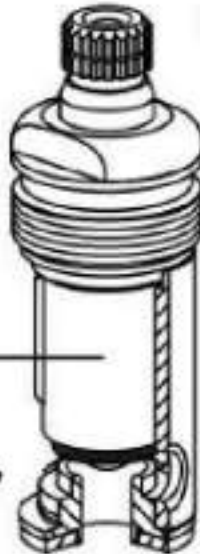
W31127



16 PT.

KOHLER 1-15/32"
HOT
WITH N.P (2)

W31131



19 PT.

BRASS

KOHLER 2-1/2"
HOT
WITH C.P

W31136



19 PT.

KOHLER
HOT
WITH C.P (1)

W31128



16 PT.

KOHLER 1-15/32"
COLD
WITH N.P (2)

W31132



19 PT.

BRASS

KOHLER 2-1/2"
COLD
WITH C.P

W31137



19 PT.

KOHLER
COLD
WITH C.P (1)

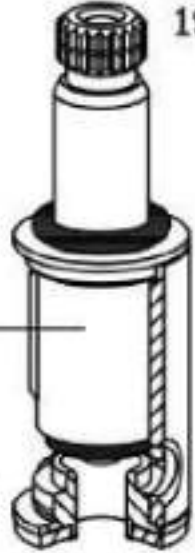
W31129



16 PT.

KOHLER 2-15/16"
HOT
WITH N.P (2)

W31134



19 PT.

PLASTIC
(RED)

KOHLER 2-1/2"
HOT
WITH C.P

W31150



19 PT.

KOHLER 2-1/2"
HOT/COLD
WITH C.P

| | | |
|---|--|---|
| <p>W31158</p> <p>PLASTIC</p>  <p>KOHLER COLD</p> | <p>W31311</p> <p>PLASTIC</p>  <p>MOEN 2-13/16" EXTENSION</p> | <p>W31302</p>  <p>17 PT.</p>  <p>PLASTIC</p> <p>MOEN 2-1/8" HOT/COLD</p> |
| <p>W31159</p> <p>PLASTIC (RED)</p>  <p>KOHLER HOT</p> | <p>W31313</p>  <p>16 PT.</p>  <p>MUELLER 2" HOT/COLD</p> | <p>W31323</p> <p>PLASTIC (RED)</p>  <p>MILWAUKEE 2-7/32" HOT</p> |
| <p>W31300</p>  <p>MOEN HOT/COLD</p> | <p>W31321</p>  <p>12 PT.</p>  <p>MILWAUKEE 1-13/16" HOT</p> | <p>W31324</p> <p>PLASTIC</p>  <p>MILWAUKEE 2-7/32" COLD</p> |
| <p>W31301</p> <p>PLASTIC</p>  <p>MOEN 2-5/8" HOT/COLD</p> | <p>W31322</p>  <p>12 PT.</p>  <p>MILWAUKEE 1-13/16" COLD</p> | <p>W31325</p> <p>PLASTIC</p>  <p>MILWAUKEE 1-15/32" HOT/COLD</p> |

W31326



MILWAUKEE 1-31/32"
HOT/COLD

W31330



MILWAUKEE 2-9/16"
COLD



W31341



MICHIGAN BRASS 2-1/16"
HOT
WITH N.P



W31327



MILWAUKEE 2"
HOT/COLD

W31331



MILWAUKEE
HOT
WITH C.P



W31342



MICHIGAN BRASS 2-1/16"
COLD
WITH N.P



W31328



MILWAUKEE 1-29/32"
HOT/COLD



W31332



MILWAUKEE
COLD
WITH C.P



W31343



MICHIGAN BRASS 3-3/16"
HOT



W31329



MILWAUKEE 1-13/16"
HOT



W31344



MICHIGAN BRASS 3-3/16"
COLD



W31345



12 PT.

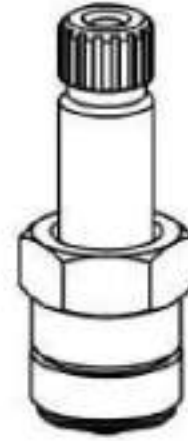


MICHIGAN BRASS 1-27/32"
HOT
WITH N.P

W31349



16 PT.



MICHIGAN BRASS 2"
HOT

W31346



12 PT.



MICHIGAN BRASS 1-27/32"
COLD
WITH N.P

W31350



16 PT.



MICHIGAN BRASS 2"
COLD

W31347



12 PT.



MICHIGAN BRASS 4"
HOT
WITH C.P (2)

W31351



17 PT.



PLASTIC

MIDDLEFIELD 1-3/4"
HOT/COLD

W31348



12 PT.



MICHIGAN BRASS 4"
COLD
WITH C.P (2)













W31431



17 PT.



NIBCO 2-9/16"
DIVERTER

| | | |
|---|--|--|
| <p>W31438</p>  <p>17 PT.</p> <p>PLASTIC</p> <p>NIBCO 1-15/16" HOT/COLD (BLACK)</p> | <p>W31603</p>  <p>12 PT.</p> <p>MEXICO 1-21/32"</p> | <p>W31624</p>  <p>12 PT.</p> <p>PRICE PFISTER 1-15/16" COLD WITH C.P</p> |
| <p>W31439</p>  <p>17 PT.</p> <p>PLASTIC</p> <p>NIBCO 1-15/16" HOT/COLD (WHITE)</p> | <p>W31621</p>  <p>12 PT.</p> <p>PRICE PFISTER 2" HOT WITH N.P</p> | <p>W31629</p>  <p>12 PT.</p> <p>PRICE PFISTER 1-9/16" HOT</p> |
| <p>W31601</p>  <p>12 PT.</p> <p>MEXICO 2-3/16"</p> | <p>W31622</p>  <p>12 PT.</p> <p>PRICE PFISTER 2" COLD WITH N.P</p> | <p>W31630</p>  <p>12 PT.</p> <p>PRICE PFISTER 1-9/16" COLD</p> |
| <p>W31602</p>  <p>12 PT.</p> <p>MEXICO 1-21/32"</p> | <p>W31623</p>  <p>12 PT.</p> <p>PRICE PFISTER 1-15/16" HOT WITH C.P</p> | <p>W31631</p>  <p>12 PT.</p> <p>PRICE PFISTER 1-9/16" HOT WITH N.P (2)</p> |

W31632



PRICE PFISTER 1-9/16"
COLD
WITH N.P (2)

W31636



PRICE PFISTER 2"
HOT
WITH N.P (1)

W31641



PRICE PFISTER 3-5/32"
DIVERTER

W31633



PRICE PFISTER 1-15/16"
HOT
WITH N.P (2)

W31637



PRICE PFISTER 2"
COLD
WITH N.P (1)

W31642



PRICR PFISTER 3"
HOT/COLD

W31634




PRICE PFISTER 1-15/16"
COLD
WITH N.P (2)

W31638



PRICE PFISTER 1-3/4"
HOT/COLD

W31643



PRICR PFISTER 3-5/8"
DIVERTER

W31635



PRICE PFISTER 1-5/8"
HOT/COLD

W31640




















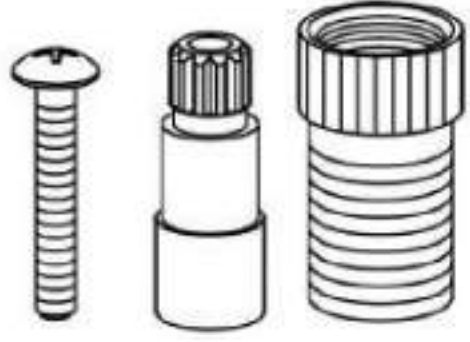














PRICE PFISTER 2-19/32"
HOT/COLD

W31645



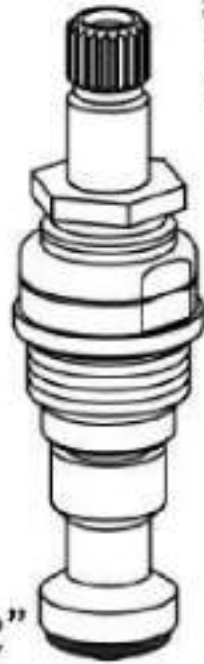
PRICE PFISTER 2'
HOT/COLD

| | | |
|--|--|---|
| <p>W31646</p>  <p>12 PT.</p> <p>PRICE PFISTER 1-15/16" HOT/COLD</p> | <p>W31662</p>  <p>12 PT.</p> <p>PRICE PFISTER 1-1/8' HOT/COLD</p> | <p>W31666</p>  <p>12 PT.</p> <p>PRICE PFISTER 3-1/4" COLD WITH C.P (1)</p> |
| <p>W31647</p>  <p>12 PT.</p> <p>PRICE PFISTER 1-25/32" HOT/COLD</p> | <p>W31663</p>  <p>12 PT.</p> <p>PRICE PFISTER 2-5/16" HOT</p> | <p>W31667</p>  <p>12 PT.</p> <p>PRICE PFISTER 3-1/4" HOT/COLD WITH C.P (1)</p> |
| <p>W31660</p>  <p>12 PT.</p> <p>PRICE PFISTER 2-1/4" HOT</p> | <p>W31664</p>  <p>12 PT.</p> <p>PRICE PFISTER 2-5/16" COLD</p> | <p>W31668</p>  <p>17 PT.</p> <p>PLASTIC</p> <p>PHOENIX 2" HOT/COLD</p> |
| <p>W31661</p>  <p>12 PT.</p> <p>PRICE PFISTER 2-1/4" COLD</p> | <p>W31665</p>  <p>12 PT.</p> <p>PRICE PFISTER 3-1/4" HOT WITH C.P (1)</p> | <p>W31669</p>  <p>17 PT.</p> <p>PHOENIX 1-11/16" HOT/COLD</p> |

| | | |
|---|--|--|
| <p>W31670</p>  <p>17 PT.</p>  <p>PHOENIX HOT/COLD</p> | <p>W31691</p> <p>PLASTIC</p>  <p>PRICE PFISTER 4-1/8" HOT/COLD</p> | <p>W31898</p>  <p>16 PT.</p>  <p>ROYAL BRASS 1-19/32" HOT</p> |
| <p>W31671</p>  <p>12 PT.</p>  <p>PRICE PFISTER 1-15/16" HOT/COLD WITH N.P. (1)</p> | <p>W31699</p>  <p>PRICE PFISTER 1-1/2" EXTENSION WITH C.P.</p> | <p>W31899</p>  <p>16 PT.</p>  <p>ROYAL BRASS 1-19/32" COLD</p> |
| <p>W31672</p>  <p>12 PT.</p>  <p>PRICE PFISTER 1-15/16" COLD WITH N.P. (1)</p> | <p>W31801</p>  <p>18 PT.</p>  <p>RICHMOND 3" HOT</p> | <p>W31901</p>  <p>20 PT.</p>  <p>SPEAKMAN 1-5/8" HOT WITH N.P. (2)</p> |
| <p>W31673</p>  <p>12 PT.</p>  <p>PRICE PFISTER 1-19/32" WITH N.P. (1) HOT/COLD</p> | <p>W31802</p>  <p>18 PT.</p>  <p>RICHMOND 3" COLD</p> | <p>W31902</p>  <p>20 PT.</p>  <p>SPEAKMAN 1-5/8" COLD WITH N.P. (2)</p> |

| | | |
|--|--|---|
| <p>W31911</p>  <p>17 PT.</p> <p>STREAMWAY 1-5/8" HOT</p> | <p>W31915</p>  <p>17 PT.</p> <p>STREAMWAY 1-7/8" DIVERTER</p> | <p>W31924</p>  <p>15 PT.</p> <p>SAVOY 2-7/32" COLD WITH N.P. (2)</p> |
| <p>W31912</p>  <p>17 PT.</p> <p>STREAMWAY 1-5/8" COLD</p> | <p>W31921</p>  <p>15 PT.</p> <p>SAVOY 1-3/4" HOT WITH C.P. (2)</p> | <p>W31925</p>  <p>15 PT.</p> <p>SAVOY 1-3/4" HOT</p> |
| <p>W31913</p>  <p>17 PT.</p> <p>STREAMWAY 1-47/64" HOT</p> | <p>W31922</p>  <p>15 PT.</p> <p>SAVOY 1-3/4" COLD WITH C.P. (2)</p> | <p>W31926</p>  <p>15 PT.</p> <p>SAVOY 1-3/4" COLD</p> |
| <p>W31914</p>  <p>17 PT.</p> <p>STREAMWAY 1-47/64" COLD</p> | <p>W31923</p>  <p>15 PT.</p> <p>SAVOY 2-7/32" HOT WITH N.P. (2)</p> | <p>W31927</p>  <p>18 PT.</p> <p>SAVOY 2-27/32" HOT</p> |

W31928



18 PT.

SAVOY 2-27/32"
COLD

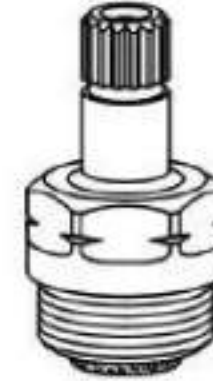
W31941



16 PT.

STERLING 1-17/32"
COLD

W31945



16 PT.

STERLING 1-3/4"
COLD

W31938



16 PT.

SAYCO 1-17/32"
HOT
WITH N.P (2)

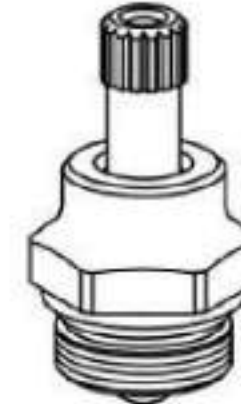
W31942



16 PT.

STERLING 1-1/8"
HOT

W31946



16 PT.

STERLING 1-13/16"
HOT/COLD
WITH N.P

W31939



16 PT.

SAYCO 1-17/32"
COLD
WITH N.P (2)

W31943



16 PT.

STERLING 1-1/8"
COLD

W31947



16 PT.

STERLING 1-5/8"
HOT
WITH C.P (2)

W31940



16 PT.

STERLING 1-17/32"
HOT

W31944



16 PT.




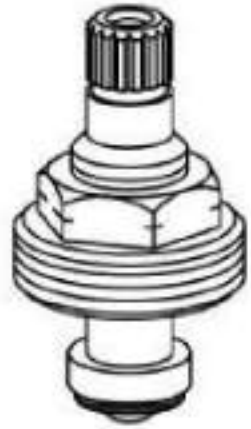








STERLING 1-3/4"
HOT

W31948



16 PT.

STERLING 1-5/8"
COLD
WITH C.P (2)

| | | |
|--|---|--|
| <p>W31949</p>  <p>16 PT.</p> <p>STERLING 1-29/32" HOT</p> | <p>W31953</p>  <p>16 PT.</p> <p>STERLING 1-15/16" HOT/COLD WITH N.P</p> | <p>W31958</p>  <p>16 PT.</p> <p>STERLING 1-13/16" COLD</p> |
| <p>W31950</p>  <p>16 PT.</p> <p>STERLING 1-29/32" COLD</p> | <p>W31955</p>  <p>16 PT.</p> <p>STERLING 3-3/16" HOT</p> | <p>W31959</p>  <p>16 PT.</p> <p>STERLING 1-7/8" HOT WITH N.P</p> |
| <p>W31951</p>  <p>16 PT.</p> <p>STERLING 2-1/4" HOT WITH C.P</p> | <p>W31956</p>  <p>16 PT.</p> <p>STERLING 3-3/16" COLD</p> | <p>W31960</p>  <p>16 PT.</p> <p>STERLING 1-7/8" COLD WITH N.P</p> |
| <p>W31952</p>  <p>16 PT.</p> <p>STERLING 2-1/4" COLD WITH C.P</p> | <p>W31957</p>  <p>16 PT.</p> <p>STERLING 1-13/16" HOT</p> | <p>W31963</p>  <p>16 PT.</p> <p>STERLING HOT WITH C.P(2)</p> |

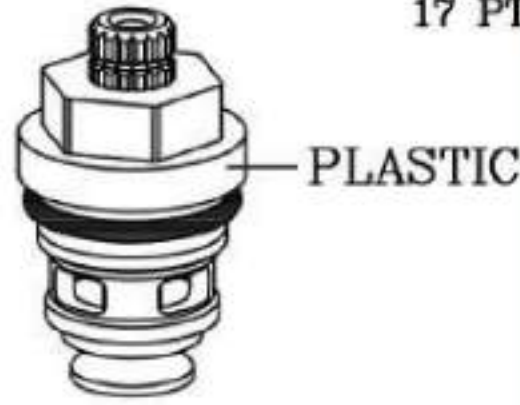
W31976



16 PT.

SCHAIBLE 1-29/32"
HOT
WITH N.P

W31999



17 PT.

STREAMWAY 1-3/4"
HOT/COLD
WITH N.P (1)


W32004



20 PT.

T&S 2-13/16"
COLD
WITH C.P (1)

W31977



16 PT.

SCHAIBLE 1-29/32"
COLD
WITH N.P

W32001



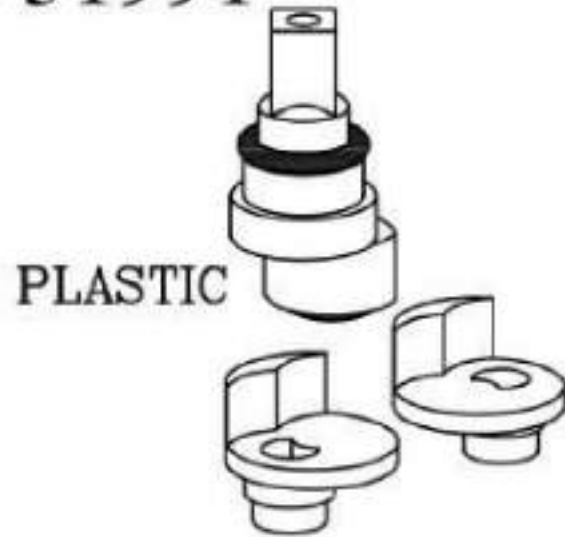
T & S 1-17/32"
HOT

W32005



T&S 1-17/32"
HOT

W31991



PLASTIC

STERLING 1-23/32"
HOT/COLD

W32002



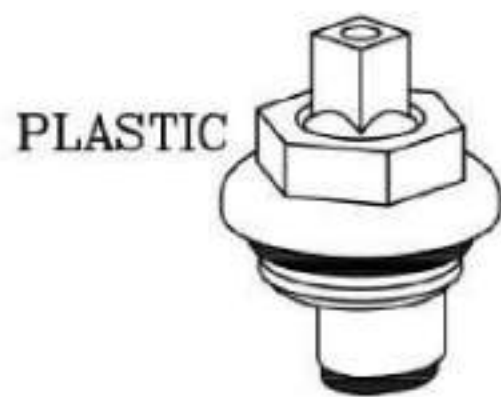
T & S 1-17/32"
COLD

W32006



T&S 1-17/32"
COLD

W31992



PLASTIC

STERLING 1-23/32"
HOT/COLD

W32003



20 PT.

T&S 2-13/16"
HOT
WITH C.P (1)

W32007



20 PT.

T&S 2-13/16"
HOT
WITH C.P (1)

W32008  20 PT.



T&S 2-13/16"
COLD
WITH C.P (1)

W32012  20 PT.



T&S 2-13/16"
COLD
WITH C.P

W32104  18 PT.



UNION BRASS 1-15/16"
COLD
WITH N.P

W32009  20 PT.



T&S 2-13/16"
HOT
WITH C.P

W32101  18 PT.



UNION BRASS 1-17/32"
HOT

W32105  18 PT.



UNION BRASS 1-15/16"
HOT
WITH N.P

W32010  20 PT.



T&S 2-13/16"
COLD
WITH C.P

W32102  18 PT.



UNION BRASS 1-17/32"
COLD

W32106  18 PT.



UNION BRASS 1-15/16"
COLD
WITH N.P

W32011  20 PT.



T&S 2-13/16"
HOT
WITH C.P

W32103  18 PT.



UNION BRASS 1-15/16"
HOT
WITH N.P

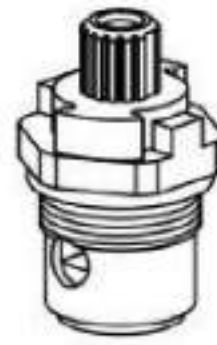
Empty cell.

W32128



ELKAY 2-3/8"
HOT

W32157



UNION BRASS 7/16"
COLD

W32247

PLASTIC



VALLEY 2-3/8"
HOT/COLD

W32129



ELKEY
UNIVERSAL RUNDLE 2-3/8"
COLD

W32241

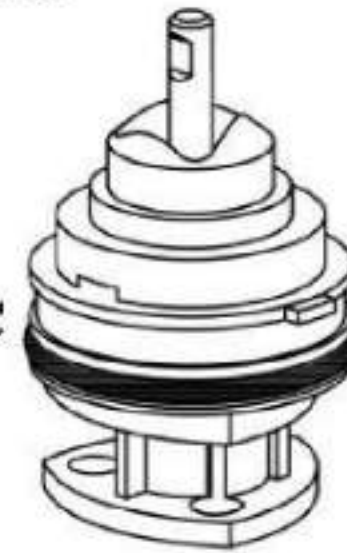
PLASTIC



VALLEY 2-17/32"
HOT/COLD

W32248

PLASTIC



VALLEY 2-5/16"
HOT/COLD

W32150

PLASTIC

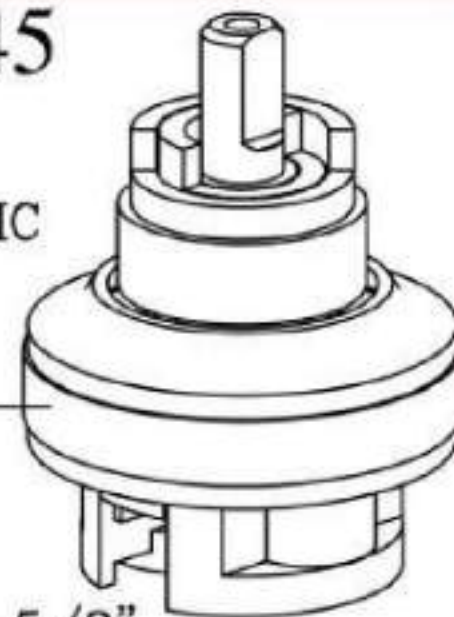


HOT/COLD
WITH N.P. (1)

W32245

PLASTIC

BRASS



VALLEY 2-5/8"
HOT/COLD
WITH C.P. (2)

W32249

PLASTIC



VALLEY 1-27/32"
HOT/COLD

W32156



UNION BRASS 1-7/16"
HOT

W32246

PLASTIC






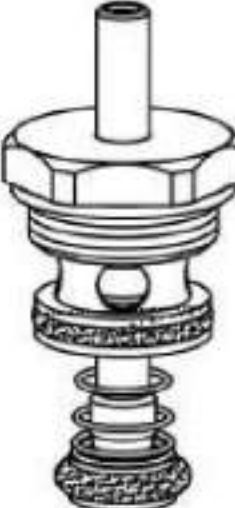
VALLEY 2-3/8"
WITH /SPRAY

W32250

PLASTIC



VALLEY
HOT

| | | |
|---|--|--|
| <p>W32334</p>  <p>16 PT.</p>  <p>WALTEC 1-15/32" HOT</p> | <p>W32338</p>  <p>WALTEC 2-23/32" DIVERTER WITH C.P. (1)</p> | <p>W32344</p>  <p>16 PT.</p>  <p>WALLACE BURT 2-1/4" HOT</p> |
| <p>W32335</p>  <p>16 PT.</p>  <p>WALTEC 1-15/32" COLD</p> | <p>W32339</p>  <p>16 PT.</p>  <p>WALTEC 2-1/8" HOT</p> | <p>W32345</p>  <p>16 PT.</p>  <p>WALLACE BURT 2-1/4" COLD</p> |
| <p>W32336</p>  <p>16 PT.</p>  <p>WALTEC 1-13/16" HOT</p> | <p>W32340</p>  <p>16 PT.</p>  <p>WALTEC 2-1/8" COLD</p> | <p>W32347</p>  <p>16 PT.</p>  <p>WALLACE BURT 2-1/16" HOT</p> |
| <p>W32337</p>  <p>16 PT.</p>  <p>WALTEC 1-13/16" COLD</p> | <p>W32341</p>  <p>WALTEC 2-5/16" DIVERTER WITH C.P. (1)</p> | <p>W32348</p>  <p>16 PT.</p>  <p>WALLACE BURT 2-1/16" COLD</p> |



AB1953 C

PLUMBING S-STEMS

HOLINKING HARDWARE
www.holinking.com

